



This unit is designed to maintain the vehicles on board computer settings when the 12V battery is disconnected for service.

Soft-side Memory Saver

EESM500

Features and Benefits

- Provides 12V power to the vehicles computer system saving settings such as: radio, seat position, DTC's, keyless entry & more.
- 2 ways to connect- built in 42" OBDII cable or 12V accessory plug. Both store neatly and conveniently- zippered safe.
- Soft-side case will not scratch or dent vehicles interior and console like a traditional unit's hard-plastic housing.
- Non-skid bottom will not slip and it protects vehicle surfaces.
- Informative & intelligent LED control panel.
- On/Off switch ensures unit is OFF for storage and transport.
- Wall charger included to keep the internal battery ready.
- Light Weight soft- side case is easy to carry and store.
- Simply the best memory saver, put one in your tool box.



See page 3 for included and optional accessories, specifications and warnings.



WARNING - To reduce the risk of accidental deployment when servicing air bags, do not use any memory saver device. Failure to follow vehicle manufacturer's instructions may result in personal injury or death.

CE – Not Available

Country of Origin – China



EESM500

EESM500

Control Panel Operation



- LED panel shows 3 color display when test button is pushed.
- Red-Yellow-Green or ALL indicate internal battery charge level.
- Red blinks when internal battery needs charging.
- Charging LED will light amber when AC charger plugged in.
- Blue full charge indicator @ 100%.

Customers

- General Repair
- Body
- Road Side Assistance Trucks
- Battery Specialists
- OEM's
- National Accounts
- Motorcycle/ Marine
- Electrical Car stereo
- Schools
- Fleets with 12V
- Government
- Auto Part Stores & more



Two ways to connect to vehicle



OBDII Connection



12V Accessory Plug

Specifications

Battery Capacity	5ah
UL Listed Battery Charger	Input: 100 - 240V
UL Listed Battery Charger	Output: 16.5V/6.5A
OBDII Cable	18 Gauge - 42" length
Unit Dimensions	13" W X 8" H X 7 1/2" D
Unit Weight	7.7 lbs



EESM500

Included Components

12V Female Power Port
(not field replaceable)

5ah Internal Battery
(not field replaceable)
(not shown)

EESM500-3 - 48" Male to
Male 12V Accessory Cable

On/Off Switch
(not field replaceable)

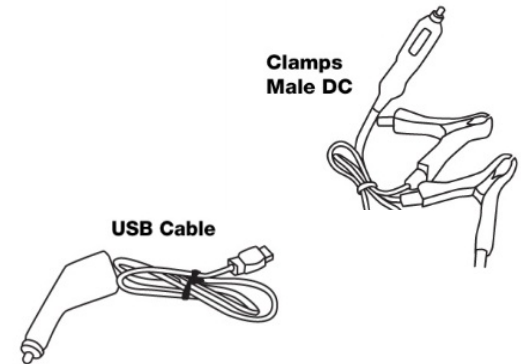
OBDII Connector w/ 42" Cable
(not field replaceable)

EESM500-4 110AC
Automatic Charger






Optional Accessories

EESM500-1 Battery Clamp DC

EESM500-2 USB Accessory Cable



WARNINGS

-  •Wear safety goggles. (User and bystanders)
-  •Do not use in environment with explosive vapor.
-  •Use only in well ventilated area.
-  •Read additional safety precautions on pages 594 to 597 in product catalog CAT1100.
-  •To reduce the risk of accidental deployment when servicing air bags, do not use any memory saver device. Failure to follow vehicles manufacturer's instructions may result in personal injury or death.