



Classic 96 top chest stores a massive
28,000 cubic inches

Top Chests with 15 Drawers and Open Lid

**KRA2415
Series**

Features and Benefits

- Gas assisted flip lid and 15 drawers
- Nine of the fifteen drawers are 4" deep providing more space for storage
- 72" x 24" top compartment offers plenty of real estate that can be used for charging stations, lights, power tools, meters, etc.
- Huge top compartment offers gas-assist flip lid and top compartment
- Almost doubles storage space when added to a KRA2418 roll cab
- Equipped to hold optional KAPS4 Power Strip for charging and lighting functions.
- Stainless steel hinge for corrosion free, smooth lid operation
- Throw switch locks drawers independently from lid



KRA2415PBO shown

Optional Accessories

KAC773793PC – Nylon Cover for Roll Cab/Top Chest Combo

KAPS4 – Power Strip (fits back panel of KRA2415)

KAPR24PVA – Large Pry Bar Rack

See page 2 and 3 for individual stock numbers with colors, related items, applications, specifications and warnings.

CE – Not Required

Country of Origin – United States



KRA2415 Series

Related Items

KRA2418 Series	Roll Cab
KRA2406 Series	End Cabinet
KRA2403 Series	Locker

Applications

Use on KRA2418, KRA2496 and KRA2432 Series Roll Cabs

Stock Numbers with Colors

KRA2415PBO	Red
KRA2415PC	Black
KRA2415PCM	Royal Blue
KRA2415PES	Ultra Yellow
KRA2415PEV	Purple
KRA2415PJJ	Extreme Green
KRA2415PJK	Electric Orange
KRA2415POT	Flat Black

Specifications

KRA2415

73" 15 drawer top chest

	Drawers	Width	Depth	Height	Cu. Inches	Sq. Inches
Overall	15	73	24	28.6	28233	8136
Top Comp	1	72	23.7	5	8532	1706
2" narrow	4	14.625	21.5	1.75	2201	1258
4" narrow	6	14.625	21.5	3.94	7433	1887
2" wide	2	30.5625	21.5	1.75	2300	1314
4" wide	3	30.5625	21.5	3.94	7767	1971

Net weight 361 lb

Ball slide capacity 125 lbs per drawer--












KRA2415 Series




WARNINGS

Units can tip or strike you.


-  •Do not open more than one loaded drawer at a time.
-  •Keep children away.
-  •Close lid and lock drawer and doors before moving.
-  •Apply brakes on locking casters when not moving unit.
-  •Do not step in or on drawers.
-  •Secure units together with fasteners.
-  •Read instruction Manual.


Tipping of storage unit or unit striking you can cause injury.


Unit's edges can cut or pinch.

-  •Do not pull; push to move.
-  •Wear gloves when lifting by edges.
-  •Keep feet and fingers clear of edges when stacking, hanging or moving units.

Unit edges can cause injury.

-  Risk of tripping.
 - Do not use extension cords with power drawer outlets.
Tripping can cause injury.

-  Risk of electric shock and fire.
 - Do not remove the ground connection.
 - Do not expose to rain, snow, or wet conditions.
 - Do not operate with damaged cord or plug.
 - Replace damaged cord or plug immediately.
Electric shock or fire can cause injury.

-  Risk of explosion.
 - This equipment should not be located in a recessed area or below floor level.
 - Flammable fuel or vapors can ignite.
 - Power drawer has internal arcing or sparking parts.
 - Do not expose to flammable vapors.
 - Power drawer components to be mounted at least 460mm (18 inches) or more above the floor.
Explosion or flame can cause injury.